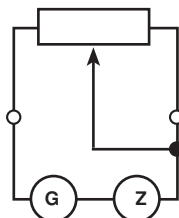
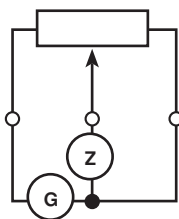


## Wirewound Rheostats and Potentiometers Characteristics

### RHEOSTAT MODE



### POTENTIOMETER MODE



### FEATURES

- 12W to 500W at 25°C
- CCTU 05-03B

The performance of RT-RTE rheostats exceeds the requirements of specification CCTU 05-03B.

They have been designed for heavy duty applications such as repeated overloads, transients, shock and vibration conditions.

### RT VITREOUS SERIES

Six sizes are available capable of dissipating 12, 25, 55, 100, 250 or 500 watts at 25°C.

The resistive wire is protected by a proprietary Vishay Sfernice enamel fired at high temperature and free from any compound that could cause corrosion of the wire. The maximum operating temperature of the RT series is 320°C.

### RTE LACQUERED SERIES

The RTE series covers high ohmic values but with a maximum operating temperature of 220°C. The RTE versions have reduced power ratings except the RTE 12 series.

### GANGED UNITS

Ganged units are available with different combinations of power and ohmic values (see data-sheet).

### GRADED WINDINGS

These are recommended when the ratio is  $\frac{I_{max.}}{I_{min.}} > 2$

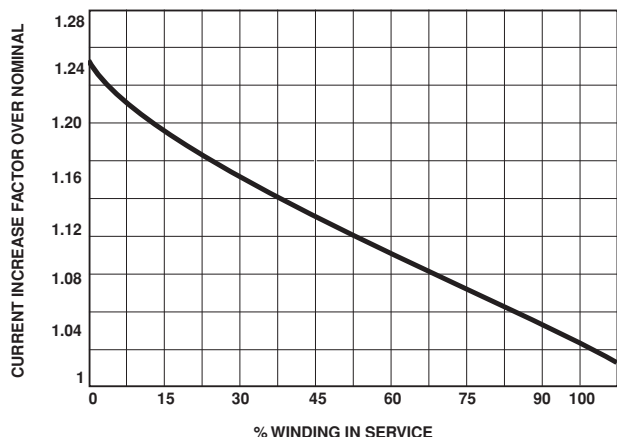
### MAXIMUM OVERLOAD

In rheostat use, the winding current decreases in relation to the number of turns being used.

When part of the winding is used the current can be increased in accordance with the graph on the left.

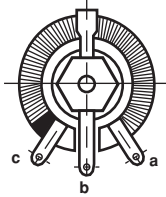
Substantially heavier overloads can be applied in short impulses and we would be pleased to advise on this type of application, on receipt of the following information :

- proposed rheostat usage
- current level
- operating cycles specifying duration of overload "ON", "OFF" periods.

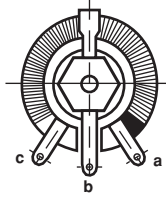


**SPECIAL FEATURES**

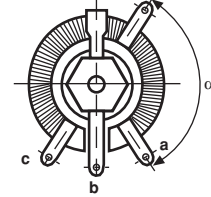
OFF POSITION LEFT  
Code No.: 213700



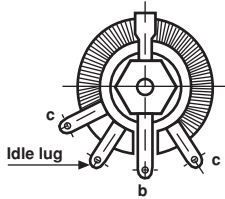
OFF POSITION RIGHT  
Code No.: 213600



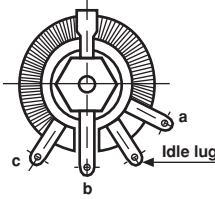
FIXED TAPPINGS, ONE OR MORE  
Code No.: RTP  
Not available for RT12 and RT500



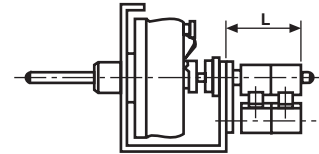
IDLE LUG LEFT  
Code No.: DB1  
Not available for RT12 and RT500



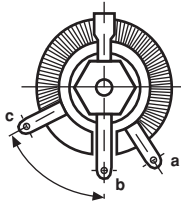
IDLE LUG RIGHT  
Code No.: DB2  
Not available for RT12 and RT500



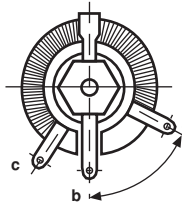
DOUBLE MINI SWITCH  
Not available for RT12



REDUCED LEFT TRAVEL  
Not available for RT12 and RT500



REDUCED RIGHT TRAVEL  
Not available for RT12 and RT500



Other special features are available.

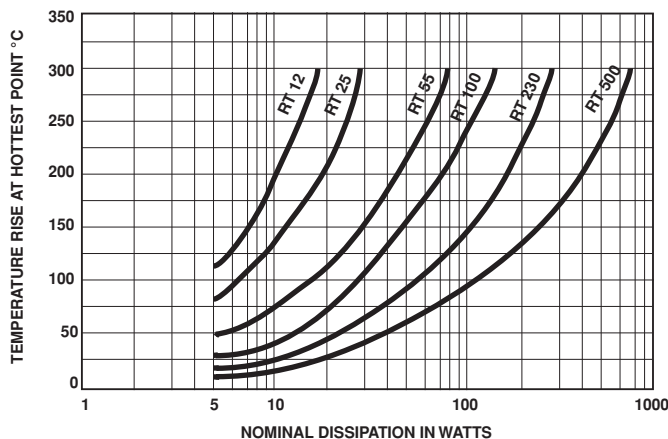
Please consult Vishay Sfernice for all of your rheostat requirements.

All the positionings are defined when the shaft end is viewed (contrary to the above windings) clockwise detent.

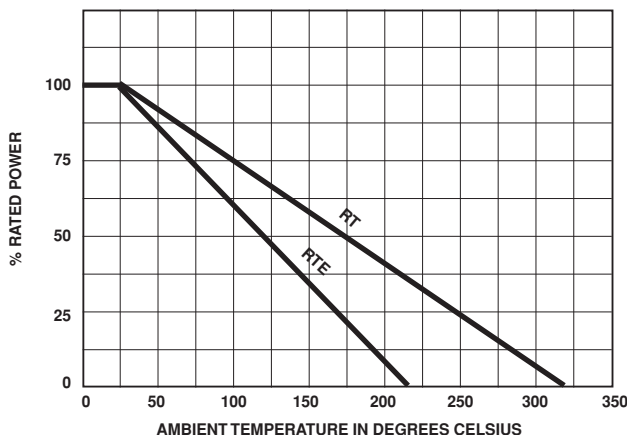
<b>DIMENSIONS</b>		
DOUBLE MINI SWITCH FOR SERIES AND SIZE	CODE	L mm
RT25	219410	29
RT55	219430	33
RT100	219450	33
RT230	219470	35
RT500	219480	35



## TEMPERATURE RISE



## POWER RATING CHART



### ORDERING INFORMATION

VITREOUS LACQUERED	RT RTE	230		A			AS	10kΩ	± 10%
	MODEL	STYLE	SHAFT LOCKING DEVICE Optional	VARIATION LAW	SPECIAL DESIGN Method N° Optional	WINDING Optional	COMMAND SHAFT If special, please supply a drawing	OHMIC VALUE	TOLERANCE
OPTION	ACC MODEL	60JF KNOB		CG115 DIAL		DB1			SPECIAL FEATURES IDLE LUG LEFT