

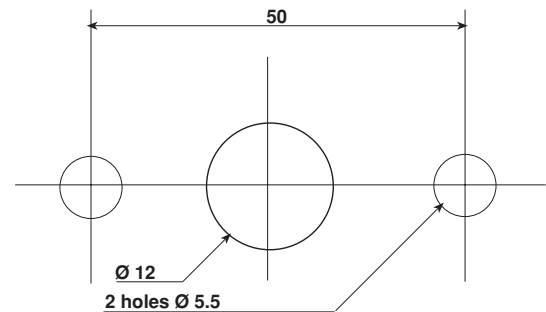
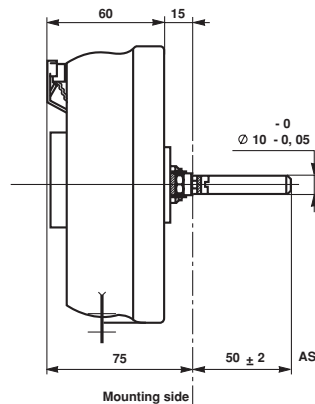
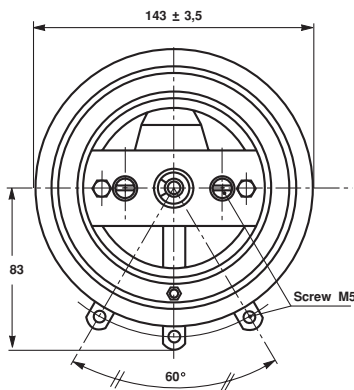
Wirewound Rheostat/Potentiometer



FEATURES

- 250 Watt at 25°C style RT230
- 160 Watt at 25°C style RTE230
- CCTU 05-03B (PA7)
- Vitreous style RT230
- Lacquered style RTE230

DIMENSIONS in millimeters

RT230-PA7
PANEL CUT OUT DETAILS


MECHANICAL SPECIFICATIONS

Mechanical Protection	RT230 vitreous RTE230 lacquered
Mechanical Travel	300° ± 5°
Operating Torque	1 to 50 Ncm
End Stop Torque	200 Ncm
Unit Weight	1300 g

ENVIRONMENTAL SPECIFICATIONS

Temperature Range	RT230 – 55°C + 320°C RTE230 – 55°C + 220°C
Climatic Category	CCTU 454 CEI 55/200/56

ELECTRICAL SPECIFICATIONS

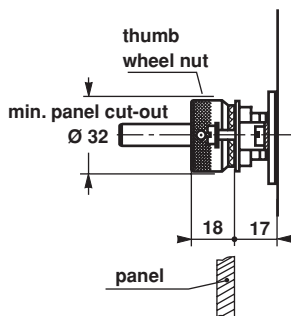
Ohmic Range	RT230	1Ω to 22kΩ
	RTE230	> 22kΩ to 95kΩ
Tolerance Standard		± 10%
Power Rating	RT230	250 W at 25°C
	RTE230	160 W at 25°C
Variation Law	Standard	linear
	On request	sectorial winding
Limiting Element Voltage		1500V
Dielectric Strength	RT230	2000VRMS
	RTE230	1500VRMS
Insulation Resistance		10 ³ MΩ(500Vcc)

LOCKING DEVICE

This is supplied as an option.

The available spindle length is according to the panel thick-ness.

Order reference : DBA10.

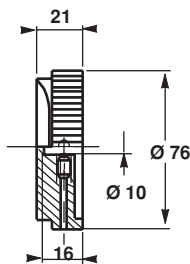


SPINDLES			
Ø mm	DISTANCE TO MOUNTING PLATE MM	SCREW DRIVER SLOT	CODE
10	50	WITHOUT	AS

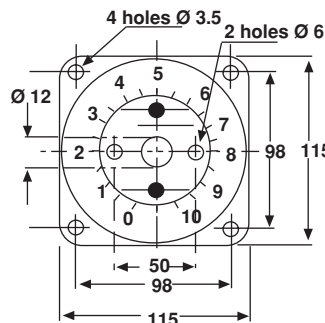
For any special requirement on request : spindle flats, etc. Please supply detailed drawing.

PARTICULAR CHARACTERISTICS		
NOMINAL RESISTANCE Ω	MAX. SERVICE VOLTAGE V	MAX. CURRENT THROUGH WIPER A
1	15.2	15.2
1.5	18.6	12.4
2.2	22.5	10.2
3.3	27.6	8.36
4.7	32.9	7
6.8	31.5	5.82
10	48	4.80
15	58.7	3.92
22	71.1	3.23
33	87.1	2.64
47	104	2.21
68	125	1.84
100	152	1.52
150	186	1.24
220	225	1.02
330	276	0.836
470	329	0.700
680	395	0.582
1k	480	0.480
1.5k	587	0.392
2.2k	711	0.323
3.3k	871	0.264
4.7k	1040	0.221
6.8k	1250	0.184
10k	1500	0.150
15k	1940	0.13
22k	2000	0.091

COMMAND KNOB 60JF (OPTION)



DIAL CG115 (OPTION)



MARKING

SFERNICE trademark, series, style, ohmic value (in Ω or kΩ), tolerance (in %), maximum current in A, manufacturing date

ORDERING PROCEDURE									
VITREOUS	RT	230		L			AS	10kΩ	± 10%
LACQUERED	RTE								
	SERIES	STYLE	SPINDLE LOCKING DEVICE	VARIATION LAW	SPECIAL DESIGN	WINDING	SPINDLE (Code)	OHMIC VALUE	TOLERANCE
			Optional		Method N° Optional	Optional	for special spindles please supply detailed drawing		
	ACC	60JF	CG115	XXX					
OPTIONS	MODEL	KNOB	DIAL	OTHER SPECIAL REQUIREMENTS					